







1994 FORD MUSTANG COBRA



THE ESSENTIAL INGREDIENTS FOR A MEMORABLE DRIVING EXPERIENCE ARE AN ENGINE THAT
 BREATHES DEEPLY DURING A RUSH TO THE REDLINE AND A CHASSIS THAT
 BALANCES POISE WITH PREDICTABILITY. BLEND THESE CARDINAL VIRTUES WITH FINESSE AND
 YOU'VE GOT A PASSIONATE DRIVING MACHINE.

1994 FORD MUSTANG COBRA TECHNICAL DATA

ENGINE

Type	90-degree V-8
Bore x Stroke (in.)	4.00 x 3.0
Displacement	5.0L/302 cu. in.
Compression Ratio	9.0:1
Horsepower (SAE net)	240 hp @ 4800 RPM
Torque	285 lbs./ft. @ 4000 RPM
Fuel System	Sequential Electronic Fuel Injection
Throttle Body	Single Bore, Large Diameter-60mm
Camshaft	Revised
Intake Valves	1 per Cylinder, Diameter - 1.84 in.
Exhaust Valves	1 per Cylinder, Diameter - 1.54 in.
Pistons	Cast Aluminum Alloy
Cylinder Block	Cast Iron
Cylinder Heads	GT-40 Design, Cast Iron
Intake Manifold	Cast Aluminum (upper) Cast Aluminum (lower)
Exhaust Headers	Tubular Stainless Steel
Exhaust System	Dual Stainless Steel

DRIVETRAIN

Transmission	Manual, T5OD
Gear Ratios	1st: 3.35 2nd: 1.99 3rd: 1.33 4th: 1.00 5th: 0.68 Reverse: 3.15
Synchronous Meshing	All Forward Gears
Rear Axle	Limited Slip Differential; 3.08:1

SUSPENSION

Front Suspension	Modified MacPherson Strut Type; 400 lbs./in. Linear Rate Coil Springs; 25 mm Anti-Roll Bar
Rear Suspension	Rigid Axle Four Bar Links; 160 lbs./in. Linear Rate Coil Springs; 27 mm Anti- Roll Bar; Vertical Shock Absorbers and Horizontal Axle Dampers

STEERING

Type	Power, Rack and Pinion, Constant Ratio
Gear Ratio	14.7:1

BRAKES

Type	Power Four Wheel Discs with Anti-Lock
Front	Vented Disc, 330 mm (13.00 in.) Rotor Diameter
Rear	Vented Disc, 296 mm (11.65 in.) Rotor Diameter

WHEELS AND TIRES

Wheels	Cast Aluminum, 5-Spoke, 17 x 8 in.
Tires	Goodyear Eagle GS-C P255/45ZR-17

COBRA WITH PEP 250A INCLUDES

- Supplemental Restraint System: Driver and Passenger Side Airbags
- Articulated Sport Seats (Four-Way Power for Driver) with Cloth/Vinyl Trim, Cloth Headrest, Power Lumbar Support, and Magnesium Frame
- Premium Electronic AM/FM Stereo Cassette
- Power Equipment Group: Dual Electric Remote Control Mirrors, Power Side Windows, Door Locks, Deck Lid Release
- Rear Window Defroster
- Air Conditioning/Manual Control
- Speed Control/Tilt Wheel
- Floor Mats with Cobra Name
- Dual Illuminated Visor Mirrors

AVAILABLE OPTIONS

- California Emissions System
- High-Altitude Principal Use
- Leather Seating Surfaces
- Remote Keyless Illuminated Entry
- Mach 460 Electronic AM/FM Stereo Cassette
- Compact Disc Player (Requires Mach 460 Cassette Radio)

COLOR AND TRIM

Exterior:	Crystal White, Black Clearcoat, Rio Red Tinted Clearcoat
Interior:	Black Saddle

PACKAGE

Wheelbase	101.3 in.
Overall Length	181.5 in.
Height	53.4 in.
Width	71.8 in.
Track (Front/Rear)	60.0 in./58.7 in.
Front Head Room	38.2 in.
Front Leg Room	42.6 in.
Curb Weight	3,365 lbs.
Fuel Tank	15.4 gal.

PERFORMANCE

0-60 mph	6.3 seconds
Top speed	140 mph



Printed in U.S.A. 3/94



Product Changes: Following publication of this document, certain changes in standard equipment, options, prices and the like, or product delays, may have occurred which would not be included in these pages. Your Ford SVT Dealer is your best source for up-to-date information. Ford Division reserves the right to change product specifications at any time without incurring any obligations.

